

N. Y. GIANTS
. VS .
BOSTON REDSKINS



TONY SARAUSKY
Giants' New Sensation

POLO GROUNDS

Sunday, December 6, 1936

Winners



for long—
lasting sparkle
in your long
tall drinks

CANADA DRY

Player	105. Gained	Attempts	Average
Leemans.....	806	192	4.2
Richards.....	347	96	3.8
Danowski.....	210	81	3.7
Sarasky.....	150	32	4.9
Manton.....	85	29	2.6
Krause.....	37	11	3.0
Dunlap.....	20	8	2.5
Rose.....	13	2	7.0
Corzine.....	12	7	1.5
Shaffer.....	10	3	3.3
Total	1,689	474	3.5

Forward Passing

Player	No. Passes	Completed	Yards Gained	Intercepted
Danowski.....	97	46	509	9
Leemans.....	38	12	250	6
Sarasky.....	27	6	87	1
Manton.....	5	3	27	0
Dunlap.....	1	0	0	0
Total	168	67	873	16

Pass Receivers

Player	No. Caught	Yards Gained	Player	No. Caught	Yards Gained
Burnett.....	15	238	Krause.....	5	47
Goodwin.....	7	79	Leemans.....	4	22
Anderson.....	7	74	Shaffer.....	2	30
Richards.....	6	140	Mitchell.....	2	10
Rose.....	6	73	Corzine.....	1	36
Singer.....	6	38	Phillips.....	1	5
Manton.....	5	81			
Total				67	873

Field Goal

Sarasky.....	1	Placement	35 yards
--------------	---	-----------	----------

Point Scoring

Player	Touch.	P.A.T.	F.G.	Total
Manton.....	1	15	0	21
Burnett.....	3	0	0	18
Goodwin.....	2	0	0	12
Leemans.....	2	0	0	12
Richards.....	2	0	0	12
Sarasky.....	1	1	1	10
Corzine.....	1	0	0	6
Krause.....	1	0	0	6
Lewis.....	1	0	0	6
Shaffer.....	1	0	0	6
Singer.....	1	0	0	6
Total	16	16	1	115

BOSTON

Ball Carrying

Player	Yds. Gained	Attempts	Average
Battles.....	596	165	3.7
Rentner.....	398	88	4.0
Britt.....	177	69	2.5
Pinckert.....	80	18	4.0
E. Smith.....	39	7	5.0
Irwin.....	34	5	7.0
R. Smith.....	25	29	1.0
Justice.....	18	10	1.8
Busich.....	14	6	2.3
Weisenbaugh.....	9	3	3.0
Total	1,390	400	3.2

Forward Passing

Player	No. Passes	Completed	Yards Gained	Intercepted
Britt.....	44	18	294	5
Rentner.....	39	15	198	6
Battles.....	46	15	189	6
R. Smith.....	32	13	229	3
E. Smith.....	40	11	120	2
Busich.....	1	1	9	0
Irwin.....	4	0	0	1
Total	206	73	1,039	23

Pass Receivers

Player	No. Caught	Yards Gained	Player	No. Caught	Yards Gained
Millner.....	16	179	McChesney..	5	62
Malone.....	11	167	Tosi.....	4	70
Justice.....	8	132	Rentner.....	4	33
Britt.....	6	106	R. Smith.....	3	76
Battles.....	6	103	Weisenbaugh.	3	37
Busich.....	6	57	Penkert.....	1	17
Total				73	1,039

Field Goals (All Placements)

Player	No. Kicked	Total Yards	Longest
R. Smith.....	4	88	35
E. Smith.....	1	12	12
Busich.....	1	14	14
Total	6	114	61

Point Scoring

Player	Touch.	P.A.T.	F.G.	Total
Battles.....	6	0	0	36
R. Smith.....	2	12	4	36
Rentner.....	3	0	0	18
Busich.....	1	1	1	10
Carroll.....	1	0	0	6
Irwin.....	1	0	0	6
Malone.....	1	0	0	6
Siemering.....	1	0	0	6
Tosi.....	1	0	0	6
E. Smith.....	0	0	1	3
Safety against Green Bay.....				2 Pts.

Will the Packers Win?

That question is the big one confronting both the Giants and the Redskins as they battle today for the right to meet Green Bay next Sunday in the playoff for the Ed Thorp Memorial Trophy and the championship of the National Football League.

Both teams feel they have at least an even chance against the Packers in the playoff and look upon today's struggle as the toughest obstacle to the crown. The Packers came through to the western title losing only one game on the way but you can't convince a single member of the Giants or the Redskins that they won't win the title if they gain the playoff opposite the Green Bay eleven.

The Green Bay outfit has compiled a marvelous record in gaining the right to represent its division and they look forward to the playoff with equal confidence in their ability especially with Arnold Herber passing the leather to loosen up the defense for such powerful runners as Clarke Hinkle and George Sauer to say nothing of the elusive Bob Monnett, Johnny Blood and Paul Miller.

One of the biggest problems confronting the Eastern team which wins the right to face Green Bay next Sunday will be to check the passing of Herber and the great catching of Don Hutson. Herber alone has gained 1250 yards on


his completed aerials this fall, more yards gained by passing than any TEAM in the league has piled up.

Hutson, former Alabama all-American, is on the receiving end of most of these passes and has caught 35 of these tosses, which is nine more than the record total caught by Tod Goodwin of the Giants a year ago.

In addition to this flashy aerial game the Green Bay running attack is not a weak one and the combine has piled up over 250 points in eleven games. That's the problem confronting the winner of today's game in the playoff next Sunday.

Those who saw the Giants battle the Packers to a standstill until the closing minutes of their meeting

at the Polo Grounds on November 22 won't soon forget that thrilling encounter nor will they concede Green Bay any more than an even break if they should encounter the Giants for the title. Boston too gave the Packers a whale of a battle in Boston only two weeks before that when Green Bay was forced to come from behind to win 7 to 3. Even at that the Packers could gain only 29 yards from scrimmage and it was a long forward pass that produced the winning score over the Redskins.



ARNOLD HERBER
Packers Great Passer

**EASTERN CHAMPIONS 1935
SCHEDULE FOR 1936**

Sept. 13—Philadelphia 10, New York 7
 Sept. 27—Pittsburgh 10, New York 7
 Oct. 4—New York 7, Boston 0
 Oct. 11—New York 10, Brooklyn 10
 Oct. 18—New York 14, Cardinals 6
 Oct. 25—New York 21, Philadelphia 17
 Nov. 1—New York 14, Detroit 7
 Nov. 8—Bears 25, New York 7
 Nov. 15—Detroit 38, New York 0.
 Nov. 22—Green Bay 26, New York 14
 Nov. 26—New York 14, Brooklyn 0.

PACKERS PILE UP POINTS

The Green Bay Packers, who have all ready clinched the western title and a berth in the playoff for the Ed Thorp Memorial Trophy, have piled up the astonishing total of 248 points in eleven games while holding the opposition to 117 points. Not only are the Packers leading in point getting but they also top the circuit in forward passing efficiency. Green Bay tossers have completed 105 out of 245 tosses for an average of 42% completed.

On the defense the Boston Redskins have the most outstanding record, for opponents have gained only 2,027 yards against the Redskins in eleven games. It is more than 400 yards less than the next best total. The Chicago Bears held opponents to 94 points, sixteen less than Boston.

TEAM STATISTICS

WESTERN DIVISION

Team	Games	Y.G.	O.Y.G.	F.P.	P.C.	Pts.	O.P.
Green Bay.....	11	3197	2442	245	105	248	117
Chicago Bears...	12	3416	3000	170	58	222	94
Detroit.....	11	3390	2332	130	57	221	96
Chicago Cardinals	11	2458	2559	178	66	74	143

EASTERN DIVISION

Boston.....	11	2519	2027	207	73	135	110
New York.....	11	2602	2714	168	67	115	149
Pittsburgh.....	12	2203	3066	196	81	98	187
Brooklyn.....	11	1775	2511	130	38	86	147
Philadelphia.....	12	2068	2857	170	39	51	206

Teams in order of League Standing. Y.G.—Yards Gained. O.Y.G.—Opponent's Yards Gained. F.P.—Forward Passes. P.C.—Passes Completed. Pts.—Points. O.P.—Opponent's Points.

OTHER GAMES TODAY

Green Bay at Cardinals
 Brooklyn at Detroit

GAME NEXT SUNDAY

Eastern Champion vs. Green Bay

EASTERN DIVISION

Teams	Won	Lost	Tied	Pct.	Pts.	Opp. Pts.
Boston.....	6	5	0	.545	135	110
New York.....	5	5	1	.500	115	149
Pittsburgh.....	6	6	0	.500	98	187
Brooklyn.....	3	7	1	.300	86	147
Philadelphia.....	1	11	0	.084	51	206

WESTERN DIVISION

Green Bay.....	10	1	0	.909	248	117
Chicago Bears....	9	3	0	.750	222	94
Detroit.....	7	4	0	.636	221	96
Chicago Cards....	3	8	0	.272	74	143

**INDIVIDUAL STATISTICS
TWENTY LEADING GROUND GAINERS**

Player and Team	Yds. Gained	Attempts	Average
Tuffy Leemans, New York..	806	192	4.1
Ace Gutowsky, Detroit.....	727	171	4.2
Cliff Battles, Boston.....	596	165	3.6
Dutch Clark, Detroit.....	574	115	4.9
Ernie Caddel, Detroit.....	541	80	6.7
Bronko Nagurski, Bears....	529	122	4.3
George Grosvenor, Bears-Car.	512	135	3.7
Bobby Wilson, Brooklyn....	473	98	4.7
Clarke Hinkle, Green Bay...	463	98	4.7
Ernest Rentner, Boston....	398	88	4.5
Swede Hanson, Philadelphia.	359	119	3.0
Ray Nolting, Chicago Bears.	352	76	4.6
Beattie Feathers, Bears....	350	97	3.6
Kink Richards, New York..	347	96	3.6
Stumpy Thomason, Phila...	333	109	3.0
Warren Heller, Pittsburgh..	3 2	106	3.1
Dave Smukler, Philadelphia.	321	99	3.2
George Sauer, Green Bay...	305	94	3.2
Keith Molesworth, Bears...	276	60	4.6
Kenneth Petersen, Detroit..	274	40	6.8

LEADING SCORERS

Player and Team	Touch.	P.A.T.	F.G.	Tot. Pts.
Dutch Clark, Detroit.....	6	18	4	66
Jack Manders, Chi. Bears...	4	17	7	62
Don Hutson, Green Bay....	9	0	0	54
Bill Hewitt, Chi. Bears....	7	0	0	42
Ralph Kercheval, Brooklyn.	3	4	5	37
Cliff Battles, Boston.....	6	0	0	36
Ace Gutowsky, Detroit.....	6	0	0	36
Riley Smith, Boston.....	2	12	4	36
Clarke Hinkle, Green Bay...	5	1	0	31
Ernie Caddel, Detroit.....	5	0	0	30
George Grosvenor, Cardinals	5	0	0	30
Ernie Smith, Green Bay....	0	17	4	29
Armand Niccolai, Pittsburgh.	0	7	7	28
Bobby Wilson, Brooklyn....	4	0	0	24
Taldon Manton, New York..	1	15	0	21

LEADING PASSERS

Player and Team	Passes Comp.	Yards	Interc.	Aver.	
Ed Danowski, New York.	97	46	509	9	47%
Ed Matesic, Pittsburgh..	138	64	850	16	46%
Arnold Herber, Green Bay	169	76	1225	12	44%

LEADING PASS RECEIVERS

Player and Team	No. Caught	Yards Gained
Don Hutson, Green Bay....	34	536
Bill Smith, Cardinals.....	19	405
Ernie Caddel, Detroit.....	19	150
Edgar Manske, Philadelphia.	7	325
Wayne Millner, Boston.....	16	179

FIELD GOALS (All Placements)

Player and Team	Number	Total Yards	Longest
Jack Manders, Chi. Bears....	7	185	36
Armand Niccolai, Pittsburgh..	7	183	41
Ralph Kercheval, Brooklyn...	5	163	50
Paul Engebretsen, Green Bay..	5	134	40



"Express your glee," the wolf groans, "squeal it I'm big and bad—and, boy, I feel it!"



**CLEAR HEADS
CALL FOR**

Referee—W. G. CROWELL
 Head Linesman—HON. M. J. MEYER

Umpire—TOM THORP
 Field Judge—WILLIAM HALLORAN

NEW YORK FOOTBALL GIANTS—Player Roster, 1936

No.	Name	Position	Weight	Height	College	Yrs. Giants
2	DELL ISOLA, JOHN	Guard	202	5:11	Fordham	Third
3	GRANT, LEN	Tackle	225	6:3	N. Y. U.	Seven
4	LEEMANS, TUFFY	Back	190	6:0	Geo. Wash.	First
7	*HEIN, MEL	Center	225	6:2	Wash. State	Sixth
9	HADEN, JACK	Tackle	230	6:4	Arkansas	First
10	JONES, TOM	Guard	224	5:11	Bucknell	Fifth
11	SARAUSKY, TONY	Back	198	5:11	Fordham	Second
12	DUNLAP, BOB	Back	190	6:1	Oklahoma	First
13	RICHARDS, ELVIN (KINK)	Back	196	5:11	Simpson	Fourth
14	GOODWIN, TOD	End	189	6:0	West Virginia	Second
15	SINGER, WALTER	End	198	6:0	Syracuse	Second
16	MANTON, TALDON	Back	187	5:11	T. C. U.	First
17	MITCHELL, BUSTER	End	195	6:0	Davis-Elkins	Second
18	BURNETT, DALE	Back	188	6:1	Emporia Tech.	Seventh
19	PHILLIPS, EWELL	Guard	210	5:11	Okla. Baptist	First
20	SHAFFER, LELAND	Back	201	6:2	Kansas State	Second
22	*DANOWSKI, ED	Back	198	6:1	Fordham	Third
23	LEWIS, ART	Tackle	225	6:3	Ohio U.	First
25	KRAUSE, MAX	Back	201	5:10	Gonzaga	Fourth
26	ROSE, GENE	End	205	6:1	Tennessee	First
27	*MORGAN, BILL	Tackle	235	6:2	Oregon	Fourth
29	DAVIS, GAINES	Guard	230	5:11	Texas Tech.	First
31	JOHNSON, LARRY	Center	223	6:4	Haskell	First
33	CORZINE, LES	Back	210	6:1	Davis-Elkins	Second
36	OWEN, BILL	Tackle	225	6:0	Okla. A. M.	Eighth
60	HUBBARD, CAL	Tackle	255	6:3	Geneva	First

Coach—Steve Owen, Phillips U.
 Asst. Coach—Bo Molenda, Michigan

Trainers—Charles Porter and Gus Mauch.

*Signifies all-league player 1935.

BOSTON REDSKINS

No.	Name	Position	Weight	Height	College
11	PINCKERT, ERNY	Halfback	195	6:0	So. California
12	BRITT, ED	Fullback	205	6:2	Holy Cross
13	JUSTICE, EDW	Halfback	205	6:1	Gonzaga University
14	BUSICH, SAM	End	190	6:3	Ohio State University
15	BARBER, JAMES	Tackle	215	6:3	San Francisco Univ.
16	WIESENBAUGH, HENRY	Halfback	195	5:11	Pittsburgh University
17	EDWARDS, ("TURK")	Tackle	260	6:2	Washington State
18	KAHN, EDWIN B	Guard	195	5:9	No. Carolina Univ.
19	MALONE, CHARLIE	End	200	6:4	Texas A. & M.
20	BATTLES, CLIFFORD	Halfback	195	6:1	W. Virginia Wesleyan
21	OLSSON, LESTER	Guard	220	6:0	Mercer University
22	O'BRIEN, GAIL	Tackle	220	6:1	University of Nebraska
23	IRWIN, DON	Back	200	6:0	Colgate
24	BAUSCH, FRANK J	Center	215	6:3	Kansas University
25	TEMPLE, MARK	Halfback	175	5:10	University of Oregon
26	CARROLL, VIC	Tackle	215	6:3	University of Nevada
27	SIEMERING, LARRY	Center	210	6:3	San Francisco Univ.
29	KARCHER, JAMES N	Guard	207	6:0	Ohio State University
30	TOSI, FLAVIO	End	195	6:2	Boston College
31	RENTNER, PUG	Halfback	195	6:1	Northwestern Univ.
32	McCHESNEY, BOB	End	195	6:2	U. of Cal. at L. A.
34	SINKO, STEVE	Tackle	230	6:4	Duquesne University
35	SMITH, RILEY	Quarterback	200	6:2	University of Alabama
36	SMITH, ED	Fullback	210	6:2	New York University
40	MILLNER, WAYNE	End	190	6:0	Notre Dame

Head Coach—Ray Flaherty

Calvert

WHISKIES

The pig says, "Why get in a fog?
 Get CALVERT, and—don't be a hog!"



EXECUTIVE OFFICES: N. Y. C. CALVERT'S "RESERVE"
 this product is 5 years old. 28% straight whiskey 5 years
 "BLENDED WHISKEY—90 PROOF—straight whiskies
 % straight whiskey; 75% grain neutral spirits; contents
 of whiskey 2 years old; 15% straight whiskey 5 years old.

Schoolboys In Final

The outstanding scholastic place-kickers and forward passers of the metropolitan area will compete in the final for the New York Giants' trophies in kicking and passing to be contested between the halves of today's decisive battle between the New York Giants and Boston Redskins.


Victors in the six previous district eliminations compete with the best of Brooklyn, Nassau County, Manhattan, Bronx, Bergen County and Westchester County slated to decide the met champions.

Place-kickers will each get five tries from the 25-yard line mark, ten yards further back than the district eliminations in which every winner made good on five out of five attempts to survive. As usual the passers will toss at the target from the ten-yard mark.

The finalists and their districts:

Place-kicker	School	District
Frank Montalto	New Utrecht	Brooklyn
Phil Hurt	Stuyvesant	Manhattan
Lou Russo	Fordham Prep	Bronx
Felix Williette	St. Paul's	Nassau
Joe Humphreys	Rye Neck	Westchester
Douglas Fulton	Elmsford	Westchester
Joe Feltri	Ridgefield Park	Bergen

Passer	School	District
Mat Middleton	Evander	Bronx
Jerry Lauro	Manual	Brooklyn
Frank Pastuck	Stuyvesant	Manhattan
Joe Hanley	Chaminade	Nassau
Phil DePrima	Davis (Mt. Vernon)	Westchester
Jules Koshlap	Garfield	Bergen



The National Football League

RULES OF MAJOR LEAGUE FOOTBALL SUMMARIZED BY WILFRID SMITH

Professional football, in the past three seasons, has altered the code of rules under which colleges and universities play the game. The changes have not been numerous but they have been important.

The most important change permits forward passes to be thrown from any point behind the scrimmage line. The college rule permits forward passes from any point FIVE yards behind the scrimmage line.

In professional football the goal posts are on the goal lines.

Professional football declined to adopt the "dead ball" rule of the collegiate code.

Flying blocks and flying tackles are permitted in the professional game. The professional rule against clipping, that is, knocking down an opponent from the rear, is strictly enforced. The penalty is loss of 25 yards, as compared with the collegiate rule which penalizes infractions with the loss of 15 yards.

Professional players may be stationed any place on the field so long as they do not advance within 10 yards of the ball before it is kicked.

At the kickoff, the pros may kick from a dirt tee.

Substitute players may communicate with their teammates immediately on entering the game. Coaches must be notified when the limit of three times out have been taken in a half.

When the ball carrier is run out of bounds or is tackled at any point within 15 yards of the side line, the ball will be placed in play at a corresponding point 15 yards from the side of the field.

Offside penalties on the defense within its own 10 yard line have been minimized. Instead of loss of five yards, customary rule, the penalty in this area now is half the distance to the goal.

Here are the two most important changes in the pro rules for this fall:

1. A fumbled ball, except fumbles resulting from lateral passes, may be advanced by either team, no matter whether the ball strikes the ground or not. On fumbled laterals, the rule remains the same. The offense may recover and advance; the defense only may recover unless the ball is caught in the air. Then it may be advanced. Fumbled kicks may be recovered by the kicking team. They can not be advanced unless the receiver of the kick gains possession and then fumbles when tackled.

2. The penalty for two forward passes on the same down has been changed. In the past there have been several instances where a forward pass was completed successfully and after the ball had been advanced for a long gain, an attempted lateral pass actually became a second forward pass. Under the collegiate rule the ball is brought back to the point at which it originally was put into play. The new professional rule provides for a loss of FIVE yards from the point at the second and illegal forward pass.

A second incomplete forward pass in the end zone constitutes a touchback and loss of the ball to opponents on their 20-yard line. This is the rule in the collegiate code. It also is the professional rule unless the second incomplete pass into the end zone is thrown when the ball was put into play from a point back of the opponents' 20 yard line. In this case the ball passes over to the opponents at that point rather than the 20 yard line.



LES CORZINE
Dependable Fullback



BILL MORGAN
Back in Top Form

COAL

FUEL OIL

COKE

MARA FUEL COMPANY, INC.

EXECUTIVE OFFICES

11 WEST 42ND STREET NEW YORK, N. Y.

Telephone CHickering 4-3400

Deliveries to Manhattan-Bronx-Brooklyn and Queens

WHOLESALE
RETAIL


QUALITY
SERVICE
QUANTITY



**BETWEEN
MEALS**



**AND AT
MEALS**



**SMOKE
Camels**

**FOR
DIGESTION'S
SAKE!**

COSTLIER TOBACCOS!

Copyright, 1936, R. J. Reynolds Tobacco Company

**Camels are made from finer, MORE EXPENSIVE TOBACCOS
... Turkish and Domestic ... than any other popular brand.
(Signed) R. J. REYNOLDS TOBACCO COMPANY, Winston-Salem, N. C.**

The DeVenne-Brown Corporation,
52 Duane Street, N. Y.

